

incorporate any sustainable criteria and is not selected for the purpose of attaining these characteristics. This financial benchmark is used as a comparator for Fund performance and as a comparison for the Fund's binding commitments.

● **What Sustainability indicators are used to measure the attainment of the sustainable investment objective of this financial product?**

The Fund's uses the UN's underlying SDG targets and indicators in assessing alignment and materiality. abrdrn has mapped the SDGs to eight pillars:

- Circular Economy
- Sustainable Energy
- Food & Agriculture
- Water & sanitation
- Health & Social Care
- Financial inclusion
- Sustainable Real Estate & Infrastructure
- Education & Employment

The Fund assesses a company's alignment with the SDGs through the eight-pillar framework. The Fund will invest in companies with minimum of 20% of their revenue, profit, capital or operating expenditure or research and development linked to the SDGs. For companies classified in the benchmark as "Financials", alternative measures of materiality are used based on loans and customer base.

The Fund will also invest up to 40% in SDG enablers. These are companies that are considered integral to supply chains that enable progress towards the SDGs and meet the 20% materiality requirement, but their impact is not currently reliably measurable via their final product or service.

Distinct company research notes for each stock in the Fund capture and formally document the SDG alignment. At Fund-level, attainment of the sustainable investment objective is measured by the Fund's exposure to the eight pillars and SDG enablers.

The Fund targets a lower carbon intensity than the benchmark.

Within our equity investment process, we consider the quality of the businesses management team and analyse the environmental, social and governance (ESG) opportunities and risks impacting the business and appraise how well these are managed. We assign a proprietary score (ranked 1 – 5) to articulate the quality attributes of each company, one of which is the ESG Quality rating. This enables the portfolio managers to exclude companies with material ESG risks and positively skew the portfolio towards ESG opportunities and to build well-diversified, risk-adjusted portfolios. Using the ESG Quality rating, the fund will exclude any companies with the lowest ratings of 4 or 5.

The Fund also applies a set of company exclusion which are related to normative screening (UN Global Compact, ILO and OECD), Norges Bank Investment Management (NBIM), State Owned Enterprises (SOE), Weapons, Tobacco, Gambling, Alcohol, Thermal Coal, Oil & Gas, and Electricity Generation.

● **How do sustainable investments not cause significant harm to any environmental or social sustainable investment objective?**

As required by the SFDR Delegated Regulation, the investment does not cause Significant Harm ("Do No Significant Harm"/ "DNSH") to any of the sustainable investment objectives.

abrdrn have created a 3-step process to ensure consideration of DNSH:

i. **Sector Exclusions**

abrdrn have identified a number of sectors which automatically do not qualify for inclusion

Principal adverse impacts are the most significant negative impacts of investment decisions on sustainability factors relating to environmental, social and employee matters, respect for human rights, anti - corruption and anti - bribery matters.

as a Sustainable Investment as they are considered to be causing significant harm. These include but are not limited to: (1) Defence, (2) Coal, (3) Oil & Gas Exploration, Production and associated activities, (4) tobacco, (5) gambling and (6) alcohol.

ii. DNSH Binary Test

The DNSH test, is a binary pass/fail test which signals if the company passes or fails criteria for the SFDR Article 2 (17) “do no significant harm”.

Pass indicates under abrdn’s methodology the company has no ties to controversial weapons, less than 1% of revenue from thermal coal, less than 5% of revenue from tobacco related activities, is not a tobacco producer, and has no red/severe ESG Controversies. If the company fails this test, it cannot be considered a Sustainable Investment. abrdn’s approach is aligned with the SFDR PAIs included within tables 1, 2 & 3 of the SFDR Delegated Regulation and is based on external data sources and abrdn internal insights.

iii. DNSH Materiality Flag

Using a number of additional screens and flags, abrdn consider the additional SFDR PAI’s indicators as defined by the SFDR Delegated Regulation to identify areas for improvement or potential future concern. These indicators are not considered to cause significant harm and therefore a company with active DNSH materiality flags may still be considered to be a Sustainable Investment. abrdn aim to enhance the engagement activities to focus on these areas and seek to deliver better outcomes by resolving the issue.

-> *How have the indicators for adverse impacts on sustainability factors been taken into account?*

The fund considers Principle Adverse Impact Indicators defined by the SFDR Delegated Regulation.

Pre investment, abrdn applies a number of norms and activity-based screens related to PAIs, including but not limited to: UN Global Compact, controversial weapons, and thermal coal extraction.

UNGC: The Fund uses norms-based screens and controversy filters to exclude companies that may be in breach of international norms described in the OECD guidelines for multinational enterprises and the UN guiding principles on business and human rights, as well as state owned entities in countries which violate norms.

Controversial Weapons: The Fund excludes companies with business activities related to controversial weapons (cluster munitions, anti-personnel landmines, nuclear weapons, chemical and biological weapons, white phosphorus, non-detectable fragments, incendiary devices, depleted uranium ammunition or blinding lasers).

Thermal Coal Extraction: The Fund excludes companies with exposure to the fossil fuels sector based on percentage of revenue from thermal coal extraction.

abrdn apply a fund specific set of company exclusions, more detail on these and the overall process is captured within the Investment Approach, which is published at www.abrdn.com under "**Fund Centre**".

Post-investment the following PAI indicators are considered:

- abrdn monitors all mandatory and additional PAI indicators via our ESG integration investment process using a combination of our proprietary house score and 3rd party data feeds. PAI indicators that either fail a specific binary test or are considered above typical are flagged for review and may be selected for company engagement.
- Consideration of portfolio carbon intensity and GHG emissions via our Climate tools and risk analysis
- Governance indicators via our proprietary governance scores and risk framework, including consideration of sound management structures, employee relations, remuneration of staff and tax compliance
- On an on-going basis the investment universe is scanned for companies that may be in breach of international norms described in the OECD guidelines for multinational enterprises and the UN guiding principles on business and human rights, as well as state owned entities in countries which violate norms.

- → How are the sustainable investments aligned with the OECD Guidelines for Multinational Enterprises and the UN Guiding Principles on Business and Human Rights? Details:

The Fund uses norms-based screens and controversy filters to exclude companies that may be in breach of international norms described in the OECD guidelines for multinational enterprises and the UN guiding principles on business and human rights.



Does this financial product consider principal adverse impacts on sustainability factors?

X Yes, this Fund considers Principal Adverse Impacts (PAI) on sustainability factors.

Principal adverse impacts consideration

Yes, the Fund commits to consider the following PAIs in its investment process, this means that there is pre- and post-trade monitoring is in place and that every investment for the Fund is assessed on these factors to determine its appropriateness for the Fund.

- PAI 1: GHG emissions (scope 1 and 2)
- PAI 2: Carbon footprint (scope 1 and 2)
- PAI 3: GHG intensity of investee companies (scope 1 and 2)
- PAI 10: Violations of the UN Global Compact principles and Organisation for Economic Cooperation and Development (OECD) Guidelines for Multinational Enterprises
- PAI 14: Exposure to controversial weapons (anti-personnel mines, cluster munitions, chemical weapons and biological weapons)

Adverse impacts monitoring

Pre investment, abrdn applies a number of norms and activity-based screens related to the above PAIs, including but not limited to:

- UNGC: The Fund uses norms-based screens and controversy filters to exclude companies that may be in breach of international norms described in the OECD guidelines for multinational enterprises and the UN guiding principles on business and human rights, as well as state owned entities in countries which violate norms.
- Controversial Weapons: The Fund excludes companies with business activities related to controversial weapons (cluster munitions, anti-personnel landmines, nuclear weapons, chemical and biological weapons, white phosphorus, non-detectable fragments, incendiary devices, depleted uranium ammunition or blinding lasers).
- Thermal Coal Extraction: The Fund excludes companies with exposure to the fossil fuels sector based on percentage of revenue from thermal coal extraction.

abrdn apply a fund specific set of company exclusions, more detail on these and the overall process is captured within the Investment Approach, which is published at www.abrdn.com under "Fund Centre".

Post-investment the above PAI indicators are monitored in the following

way:

- company carbon intensity and GHG emissions is monitored via our Climate tools and risk analysis
- On an on-going basis the investment universe is scanned for companies that may be in breach of international norms described in the OECD guidelines for multinational enterprises and the UN guiding principles on business and human rights.

Post-investment we also undertake the following activities in relation to additional PAI's:

- Dependent on data availability, quality and relevance to the investments the consideration of additional PAI indicators will be on a case-by- case basis.
- abrdn monitors PAI indicators via our ESG integration investment process using a combination of our proprietary house score and 3rd party data feeds.
- Governance indicators are monitored via our proprietary governance scores and risk framework, including consideration of sound management structures, and remuneration.

Adverse impact mitigation

- PAI indicators that fail a defined pre-investment screen are excluded from the investment universe and cannot be held by the fund.
- PAI indicators that are monitored post investment which fail a specific binary test or are considered above typical are flagged for review and may be selected for company engagement. These adverse indicators may be used as a tool for engagement, for example where there is no policy in place and this would be beneficial abrdn may engage with the issuer or company to develop one, or where carbon emissions are considered to be high, abrdn may engage to seek the creation of a long-term target and reduction plan.

No



What investment strategy does this financial product follow?

The Fund seeks to generate strong long-term performance by allocating capital to companies that may deliver a strong financial return and demonstrate – via their products, services, and actions – a clear and material alignment to one or more of the SDGs.

There are three core principles which underpin the abrdn Global Small & Mid-Cap SDG Horizons Equity Investment Approach and the time we dedicate to ESG analysis as part of our overall equity research process:

- ESG factors are financially material and impact corporate performance
- Understanding ESG risks and opportunities alongside other financial metrics allows us to make better investment decisions.
- Informed and constructive engagement helps foster better companies, enhancing the value of our clients' investments.

The Fund follows the abrdn “Global Small & Mid-Cap SDG Horizons Equity Investment Approach”. This approach identifies companies which are aligned to the Sustainable Development Goals. These goals designed to address the world’s major long-term challenges. These include climate change, growing social inequality, and unsustainable production and consumption.

The Fund assesses a company’s alignment with the SDGs through the eight-pillar framework: sustainable energy, circular economy, health & social care, water & sanitation, education & employment, food & agriculture, sustainable real estate & infrastructure and financial inclusion. The Fund will invest in companies with minimum of 20% of their revenue, profit, capital or operating expenditure or research and development linked to the UN’s SDGs.

The investment strategy guides investment decisions based on factors such as investment objectives and risk tolerance.

For companies classified in the benchmark as “Financials”, alternative measures of materiality may be used. We require 20% materiality as measured by (i) new or existing loans to underserved clients if those target loans are growing on an annualised basis over three years; or (ii) new or existing underserved customers if those target customer numbers are growing on an annualised basis over three years; or (iii) pre-provision operating profits generated by underserved clients.

The Fund will also invest up to 40% in SDG enablers.

Distinct company research notes for each stock in the Sustainable Development funds capture and formally document the SDG alignment of each company and the needs they meet.

Within our equity investment process, we consider the quality of the businesses management team and analyse the environmental, social and governance (ESG) opportunities and risks impacting the business and appraise how well these are managed. We assign a proprietary score (ranked 1 – 5) to articulate the quality attributes of each company, one of which is the ESG Quality rating. This enables the portfolio managers to exclude companies with material ESG risks and positively skew the portfolio towards ESG opportunities and to build well-diversified, risk-adjusted portfolios. Using the ESG Quality rating, the fund will exclude any companies with the lowest ratings of 4 or 5.

In addition, abrdn apply a set of company exclusion which are related to normative screening (UN Global Compact, ILO and OECD), Norge Bank Investment Management (NBIM), State-Owned Enterprises (SOE), Weapons, Tobacco, Gambling, Alcohol, Thermal Coal, Oil & Gas, and Electricity Generation.

● **What are the binding elements of the investment strategy used to select the investments to attain the sustainable investment objective?**

The Fund uses the UN’s underlying SDG targets and indicators in assessing alignment and materiality. abrdn has mapped the SDGs to eight pillars:

- Circular Economy
- Sustainable Energy
- Food & Agriculture
- Water & sanitation
- Health & Social Care
- Financial inclusion
- Sustainable Real Estate & Infrastructure
- Education & Employment

The Fund assesses a company’s alignment with the SDGs through the eight-pillar framework. The Fund will invest in companies with minimum of 20% of their revenue, profit, capital or operating expenditure or research and development linked to the UNs SDGs. For companies classified in the benchmark as “Financials”, alternative measures of materiality are used based on loans and customer base, details of which can be found in the abrdn Global Small & Mid-Cap SDG Horizons Equity Investment Approach.

By investing across SDG Horizons the fund will seek opportunities in names contributing towards the SDGs across the value chain. As such, the Fund may also invest up to 40% in SDG Enablers.

The Fund also has a binding commitment to carbon intensity lower than the benchmark.

abrdn apply a set of company exclusion which are related to normative screening (UN Global Compact, ILO and OECD), Norge Bank Investment Management (NBIM), State Owned Enterprises (SOE), Weapons, Tobacco, Gambling, Alcohol, Thermal Coal, Oil & Gas, and Electricity Generation. These criteria are applied in a binding manner and on an ongoing basis.

The investment approach reduces the investment universe by a minimum of 25%.

The Fund commits to a minimum of 85% in Sustainable Investments, including a minimum commitment of 15% to assets with an environmental objective and 15% to social objectives.

Good governance practices include sound management structures, employee relations, remuneration of staff and tax compliance.

● **What is the policy to assess good governance practices of the investee companies?**

For this Fund, the investee company needs to follow good governance practices in particular with respect to sound management structures, employee relations, remuneration of staff and tax compliance. This can be demonstrated by the monitoring of certain PAI indicators, for example corruption, tax compliance and diversity. In addition, by using abrdn's proprietary ESG scores within the investment process abrdn screen out any investments with low governance scores. Our governance scores assess a company's corporate governance and management structure (including remuneration of staff policies) and the quality and behaviour of its leadership and management. A low score will typically be given where there are concerns in relation to financially materially controversies, poor tax compliance or governance concerns, or poor treatment of employees or minority shareholders.

The investment must further be aligned with OECD Guidelines for Multinational Enterprises and the UN Guiding Principles on Business and Human rights. Breaches and violations of these international norms are flagged by an event-driven controversy and are captured in the investment process.

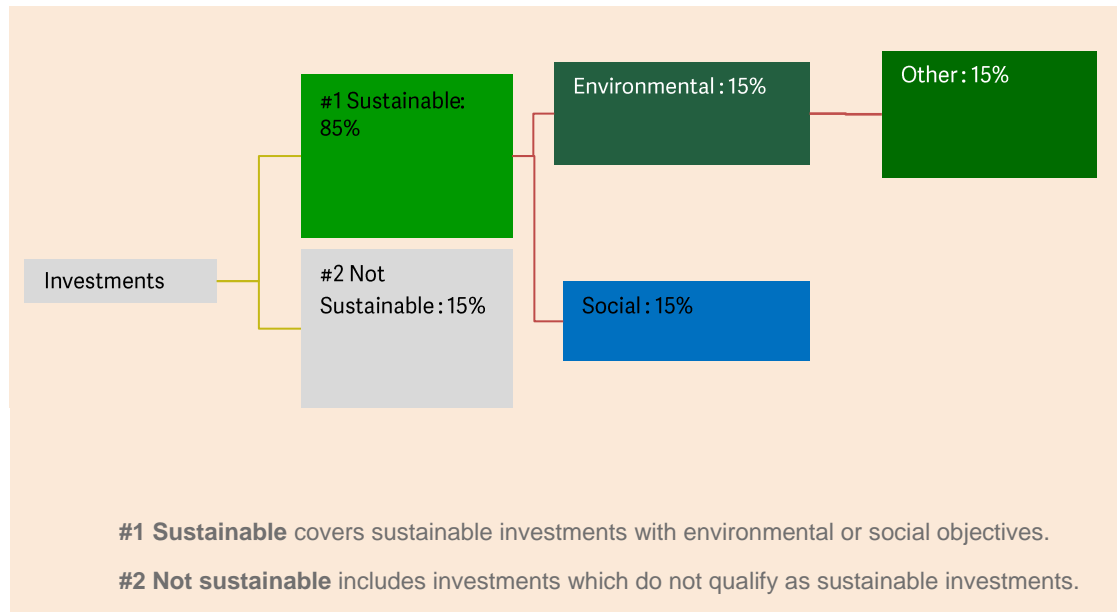
● **What is the asset allocation and the minimum share of sustainable investments?**



Asset allocation describes the share of investments in specific assets.

The Fund commits to a minimum of 85% in Sustainable Investments, including a minimum commitment of 15% to assets with an environmental objective and 15% to social objectives. The Fund also invests a maximum of 15% of assets in the "Non-Sustainable" category, which is mainly made up of cash, money market instruments and derivatives.

Taxonomy-aligned activities are expressed as a share of:
 - turnover reflecting the share of revenue from green activities of investee companies
 - capital expenditure (CapEx) showing the green investments made by investee companies, e.g. for a transition to a green economy.
 - operational expenditure (OpEx) reflecting green operational activities of investee companies.



● **How does the use of derivatives attain the sustainable investment objective?**

The Fund will not use derivatives to attain any environmental or social characteristics.



To what minimum extent are sustainable investments with an environmental objective aligned with the EU Taxonomy?

The Fund has not set a minimum proportion of investments in Taxonomy aligned economic activities. This graph represents 100% of the total investment.

● **Does the financial product invest in fossil gas and/or nuclear energy related activities that comply with the EU Taxonomy ?¹**



Yes



In fossil gas



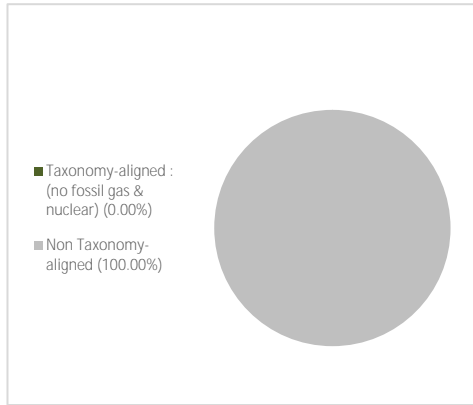
In nuclear energy




No

The two graphs below show in green the minimum percentage of investments that are aligned with the EU Taxonomy. As there is no appropriate methodology to determine the Taxonomy-alignment of sovereign bonds*, the first graph shows the Taxonomy-alignment in relation to all the investments of the financial product including sovereign bonds, while the second graph shows the Taxonomy-alignment only in relation to the investments of the financial product other than sovereign bonds.

1. Taxonomy alignment of investments including sovereign bonds*



2. Taxonomy alignment of investments excluding sovereign bonds*



This graph represents 100 % of the total investments.

**For the purpose of these graphs, 'sovereign bonds' consist of all sovereign exposures*

¹ Fossil gas and/or nuclear related activities will only comply with the EU Taxonomy where they contribute to limiting climate change ("climate change mitigation") and do not significantly harm any EU Taxonomy objectives - see explanatory note in the left hand margin. The full criteria for fossil gas and nuclear energy economic activities that comply with the EU Taxonomy are laid down in Commission Delegated Regulation (EU) 2022/1214.

Enabling activities directly enable other activities to make a substantial contribution to an environmental objective. Transitional activities are activities for which low-carbon alternatives are not yet available and among others have greenhouse gas emission levels corresponding to the best performance.



are environmentally sustainable investments that do not take into account the criteria for environmentally sustainable economic activities under the EU Taxonomy.

● **What is the minimum share of investments in transitional and enabling activities?**

Not applicable.



What is the minimum share of sustainable investments with an environmental objective that are not aligned with the EU Taxonomy?

The minimum share of sustainable investments with an environmental objective that are not aligned with the EU Taxonomy is 15%.



What is the minimum share of sustainable investments with a social objective?

The minimum share of sustainable investments with a social objective is 15%.



What investments are included under “#2 Not sustainable”, what is their purpose and are there any minimum environmental or social safeguards?

The Fund may invest in securities that are not deemed sustainable including cash, money market instruments and derivatives but only for the purpose of hedging and liquidity management.

There are certain environmental and social safeguards that are met by applying PAI's. Where relevant, these are applied to the underlying securities. Many pre-investment PAI indicators are considered but below are the ongoing post-investment PAI indicators that continue to be considered:

- abrdn monitors all mandatory and additional PAI indicators via our ESG integration investment process using a combination of our proprietary house score and 3rd party data feeds. PAI indicators that either fail a specific binary test or are considered above typical are flagged for review and may be selected for company engagement.
- Consideration of portfolio carbon intensity and GHG emissions via our Climate tools and risk analysis
- Governance indicators via our proprietary governance scores and risk framework, including consideration of sound management structures, employee relations, remuneration of staff and tax compliance
- On an on-going basis the investment universe is scanned for companies that may be in breach of international norms described in the OECD guidelines for multinational enterprises and the UN guiding principles on business and human rights, as well as state owned entities in countries which violate norms.



Is a specific index designated as a reference benchmark to meet the sustainable investment objective?

No

Reference benchmarks are indexes to measure whether the financial product attains the sustainable investment objective.

- **How does the reference benchmark take into account sustainability factors in a way that is continuously aligned with the sustainable investment objective?**

Not applicable

- **How is the alignment of the investment strategy with the methodology of the index ensured on a continuous basis?**

Not applicable

- **How does the designated index differ from a relevant broad market index?**

Not applicable

- **Where can the methodology used for the calculation of the designated index be found?**

Not applicable



Where can I find more product specific information online?

More product-specific information can be found on :

Fund specific documentation, including Sustainability Related Disclosures, are published at www.abrdn.com under **Fund Centre**.